




RANKIN COUNTY SCHOOL DISTRICT

2015-16 ACCOUNTABILITY REPORT

176 National Board Certified Teachers



Graduation Rate

86.7%

State Graduation Rate: 80.8%

MKAS2 Pre & Post Test

Avg Fall Score
511

Avg Spring Score
691

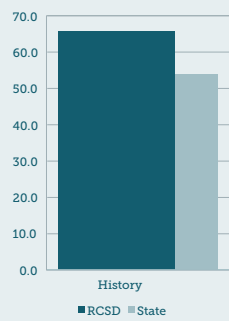
Reading Proficiency

Percent Proficient and Above



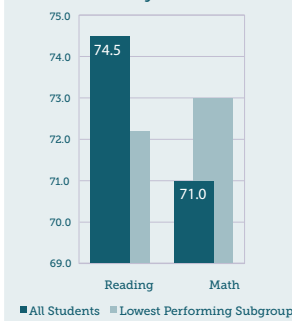
History Proficiency

Percent Proficient and Above



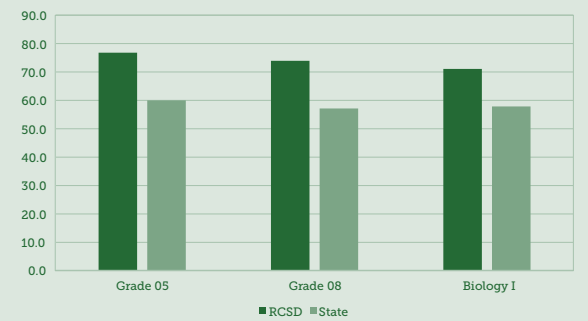
Student Growth

Rankin County School District



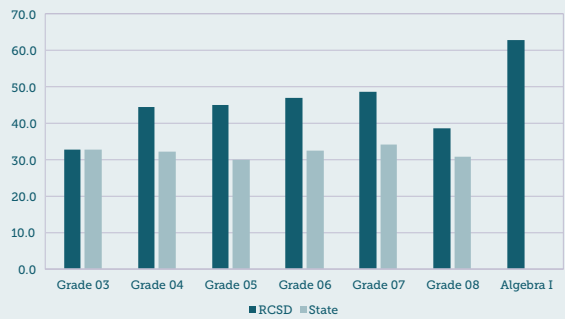
Science Proficiency

Percent Proficient and Above



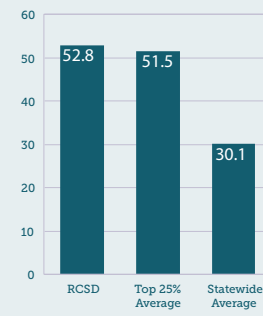
Math Proficiency

Percent Proficient and Above



College and Career Readiness (ACT)

Readiness Score



The readiness score reflects the percentage of students meeting the national ACT benchmarks for college readiness (≥ 22 on mathematics; ≥ 22 on reading OR ≥ 18 on English).

Average ACT Scores for the Class of 2016

Average Score: **19.3**

Average Score for top 10%: **29.2**

Average Score for top 1%: **33.4**

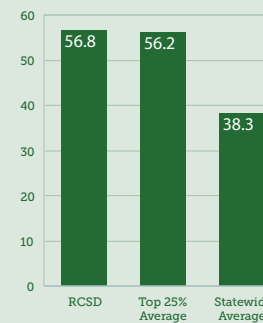
3rd Grade "Gate"



State Pass Rate: 92%

Accelerated Coursework

Acceleration Score



The acceleration score reflects the percentage of 11th and 12th grade students participating in and passing Advanced Placement, Dual Credit, and Industry Certification Course opportunities.

Total Scholarships

\$43,305,898



3

 of the Nation's 20 Legion of Valor Recipients from 80,000 JROTC Cadets

7

 National Merit Finalists